





**Additional Focus Side Mesh Colors**
(from the Amplify collection)**Onyx**
MC5**Nickel**
MC6**Fog**
MC7**Navy**
MC8**Desert**
MC9**Fire**
MC10**Electric Blue**
MC24**Tangerine**
MC28**Aqua**
MC30**Apple**
MC31**FOCUS SIDE:****Expanded mesh color choices.**

Ten vibrant mesh back colors pulled directly from the Amplify collection now complement the three standard colors for Focus Side. Apple, aqua, desert, electric blue, fire, fog, navy, nickel, onyx and tangerine mesh colors offer more choice and broader appeal for specifiers and designers interested in eye-catching color combinations.

Standard Focus Mesh Colors

(for Focus Executive, Focus Work and Focus Side)

**Black**
MC1**Slate**
MC2**Sand**
MC3

13 Vibrant Mesh Colors

SitOnIt • Seating®



Focus Side Chair - Black Mesh



Focus Café Stool - Sand Mesh



Focus Side Chair - Fire Mesh



Focus Side Café Stool - Electric Blue Mesh

There is no extra charge for mesh colors. Plus, all 13 mesh textiles are bleach cleanable. Mixing and matching mesh colors provide nearly endless possibilities for the Focus Side chair and café stool in the commercial, government, healthcare, education and hospitality markets. View the **Focus Side mesh card** and the **Focus Side brochure** online.

Having ten mesh colors that match the Amplify collection make the Focus Side chair and stool excellent for use with the Amplify task chair. The three standard Focus mesh colors – black, slate and sand – remain available for Focus Executive and Focus Work as well as Focus Side. All mesh colors are available for CAL 133 approved models.

Designed to complement Focus Work and Focus Executive, the Focus Side completes the look of any office, lobby, reception or collaboration space

FOCUS SIDE FEATURES

- Complements Focus Executive, Focus Work and Amplify
- Side chair and café stool models
- Mesh back, fully upholstered or wood back
- 13 bleach cleanable mesh back colors
- 2 wood back styles in 4 finishes
- Black or silver accents
- Waterfall seat
- Mesh back model stacks 4 on the floor, 5 on the optional cart
- Lifetime Warranty
- 300 lb. weight capacity
- All options and 1000's of textiles ship in 2, 5 or 10 days

