

Focus 2.0

MESH BACK TASK CHAIR

Focus reimagined.

Focus™ 2.0 is more than a makeover. It's a modernization. It's driving dependable design forward with innovative mesh, enhanced (and expanded) customization, advanced functionality and a slimmer silhouette that offers superior comfort from integrated lumbar support and cutting-edge ergonomics. Focus 2.0 is everything you loved in the first generation and more.



EFFECTIVE OCTOBER 17, 2022

Featured Models

GOOD :: \$703

Midback mesh with adjustable lumbar support, swivel-tilt mechanism, height-adjustable arms, black frame, black nylon Y-support, black nylon base, accent color, carpet casters, grade 1 textile

BETTER :: \$826

Highback mesh back with adjustable lumbar support, enhanced synchro mechanism, height-/width-adjustable (4-way) arms, black frame, black nylon Y-support, black nylon base, accent color, carpet casters, grade 1 textile

BEST :: \$1,000

Highback mesh with adjustable lumbar support, enhanced synchro mechanism with seat-depth adjustment, fully adjustable (8-way) arms, white frame, piano black Y-support, white nylon base, accent color, carpet casters, grade 1 textile



FOCUS 2.0

EFFECTIVE OCTOBER 17, 2022 | GSA SIN #: 33721

Features


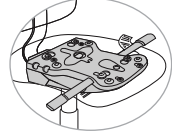
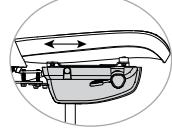
- Slimmer, refined design
- Swivel-tilt and enhanced synchro mechanism
- Optional seat-depth adjustment
- Modernized Y-support customizable in four colors, including piano black
- Three frame and four base colors
- Armless, fixed, height-adjustable, height-/width-adjustable or fully adjustable arms
- 12 accent colors for pull handle stripe, lumbar casing, arm adjustment and caster rings
- Three exclusive mesh options in Focus mesh, Focus 2.0 mesh and Focus Uptown mesh
- Adjustable lumbar support included
- Performance casters color coordinate with frame and base
- Complements Focus task chair and stool and Focus Side chair, counter and bar stool; see [page 56](#) and [page 223](#)
- 300 lb weight capacity warranty

1. Back

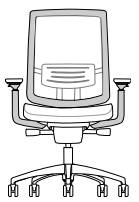
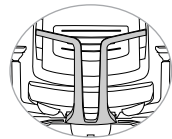
Back Size and Style	Code	Price	
Midback Mesh With Adjustable Lumbar	1123 BK1 MB	\$773	
Highback Mesh With Adjustable Lumbar	1123 BK2 MB	\$801	

MESH BACK TASK CHAIR

2. Mechanism

Mechanism Style	Code	Price	
Swivel-Tilt	T	-\$70	
Enhanced Synchro	Y	+\$0	
Enhanced Synchro With Seat-Depth Adjustment	Y/E3	+\$79	

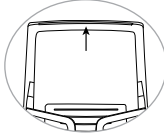
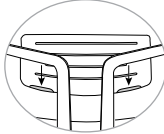
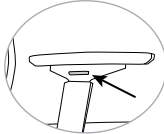
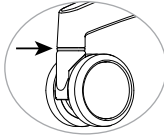
3. Frame

Frame Color	Code	Price	
Black	FC1	+\$0	
Fog	FC13	+\$35	
White	FC12	+\$35	
Y-Support Color	Code	Price	
Black	YCC01	+\$0	
White	YCC02	+\$0	
Fog	YCC03	+\$0	
Piano Black	YCC04	+\$25	

FOCUS 2.0

EFFECTIVE OCTOBER 17, 2022 | GSA SIN #: 33721

3. Frame (Cont.)

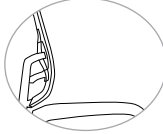


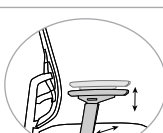
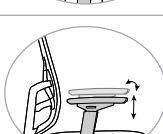
Accent Color	Code	Price	
Apple	LA12	+ \$0	
Desert	LA3	+ \$0	
Electric Blue	LA5	+ \$0	
Fire	LA6	+ \$0	
Fog	LA4	+ \$0	
Graphite	LA14	+ \$0	
Navy	LA15	+ \$0	
Nickel	LA2	+ \$0	
Ocean	LA10	+ \$0	
Onyx	LA1	+ \$0	
Tangerine	LA9	+ \$0	
White	LA13	+ \$0	

Due to the high-gloss material, the piano black Y-support (YCC04) is more susceptible to scratches and scuffs in a workstation environment and requires more care when removing protective packaging. Scratches and scuffs may not be covered under warranty.

Accent color is applied to pull handle stripe, lumbar casing, arm adjustment and caster rings.

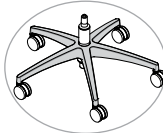
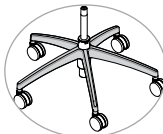
MESH BACK TASK CHAIR

4. Arms

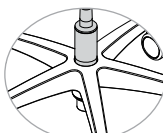
Arm Style	Code	Price	
Armless	AR0	- \$48	
Fixed Arms	AR2	- \$10	
Height-Adjustable	AR4	+ \$0	
Height-/Width-Adjustable (4-Way)	AR6	+ \$25	
Fully Adjustable (8-Way)	AR9	+ \$60	

Arms, if specified, come with fog arm pads for the white (FC12) and fog (FC13) frames and black arm pads for the black frame (FC1).

5. Base

Base Style	Code	Price	
5-Star Nylon	BT1	+ \$0	
5-Star Polished Aluminum	BT2	+ \$113	

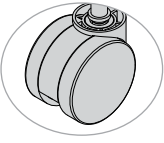
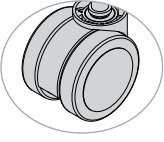
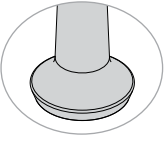
Nylon Base Color	Code	Price	
Black Nylon Base	BC1	+ \$0	
Fog Nylon Base	BC4	+ \$0	
White Nylon Base	BC3	+ \$0	

Cylinder Height	Code	Price	
Higher Cylinder	CH3	+ \$0	
Standard Cylinder	CH1	+ \$0	

FOCUS 2.0

EFFECTIVE OCTOBER 17, 2022 | GSA SIN #: 33721

5. Base (Cont.)

Casters or Glides	Code	Price	
Casters			
Carpet Casters	CS5	+ \$0	
Hard Floor and Carpet Casters	CS6	+ \$40	
Glides			
Glides for Task Chairs	CS3	+ \$30	

6. Material

Mesh	Code	Price	
Focus 2.0 Mesh			
Apple	MC31	+ \$0	
Desert	MC9	+ \$0	
Electric Blue	MC13	+ \$0	
Fire	MC10	+ \$0	
Fog	MC7	+ \$0	
Navy	MC8	+ \$0	
Nickel	MC6	+ \$0	
Ocean	MC29	+ \$0	
Onyx	MC5	+ \$0	
Tangerine	MC28	+ \$0	
Focus 2.0 Uptown Mesh			
Midnight	MC43	+ \$0	
Charcoal	MC44	+ \$0	
Ash	MC45	+ \$0	
Dune	MC46	+ \$0	
Focus Mesh			
Black	MC1	+ \$0	
Sand	MC3	+ \$0	
Slate	MC2	+ \$0	
Freeway Sport Stripe (Black/Slate)	MC33	+ \$0	
Impress Sport Stripe (Slate/Black)	MC34	+ \$0	

Sport striped meshes list the predominant color first.

MESH BACK TASK CHAIR

6. Material (Cont.)

Seat Textile	Code	Price	
Fabric/Vinyl Grade 1	FG1/VG1	+ \$0	
COM	COM	+ \$26	
Fabric/Vinyl Grade 2	FG2/VG2	+ \$26	
Fabric/Vinyl Grade 3	FG3/VG3	+ \$60	
Fabric/Vinyl Grade 4	FG4/VG4	+ \$116	
Fabric/Vinyl Grade 5	FG5/VG5	+ \$172	
Fabric/Vinyl Grade 6	FG6/VG6	+ \$213	
Fabric/Vinyl Grade 7	FG7/VG7	+ \$254	
Leather Grade 1	LG1	+ \$300	
COL	COL	+ \$380	
Leather Grade 2	LG2	+ \$380	
Leather Grade 3	LG3	+ \$480	

Please reference the [Textile Reference Guide](#) for pricing on fabric over grade 7 and leather over grade 3.

7. Packaging

Mesh	Code	Price	
Knocked Down	KD	+ \$0	
Back Attached to Seat, Base Separate	UC	+ \$80	
Fully Assembled in a Carton	AC	+ \$200	

FOCUS 2.0

EFFECTIVE OCTOBER 17, 2022 | GSA SIN #: 33721

MESH BACK TASK CHAIR

SPECIFICATIONS

	1123 BK1 MB Midback Mesh Task Chair	1123 BK2 MB Highback Mesh Task Chair
Dimensions		
Overall Width Without Arms	26"	26"
Overall Width With Arms	28.5"	28.5"
Overall Depth	28"	26"
Overall Height	33.25"-36.75"	36.25"-39.75"
Seat Width	19.5"	19.5"
Seat Depth	17.7"-19.6" 16.75"-19.25" (Y/E3)	17.7"-19.6" 16.75"-19.25" (Y/E3)
Seat Height	16.6"-20.1" (T) 16.9"-20.4" (Y)	16.6"-20.1" (T) 16.9"-20.4" (Y)
Seat Height With Higher Cylinder	17.1"-22.3" (T) 17.4"-22.6" (Y)	17.1"-22.3" (T) 17.4"-22.6" (Y)
Back Width	18.5"	18.5"
Back Height	19.5"	22.5"
Materials		
COM	1 yd	1 yd
COL	14 sq ft	14 sq ft
Weight and Capacity		
Weight Armless	31 lb	32 lb
Weight With Arms	37 lb	38 lb
Weight Capacity Warranty	300 lb	300 lb

Swivel-tilt mechanism (T). Enhanced synchro mechanism (Y). Enhanced synchro with seat-depth adjustment (Y/E3)



Focus 2.0

MESH BACK TASK STOOL



Focus reimagined.

Focus™ 2.0 is more than a makeover. It's a modernization. It's driving dependable design forward with innovative mesh, enhanced (and expanded) customization, advanced functionality and a slimmer silhouette that offers superior comfort from integrated lumbar support and cutting-edge ergonomics. Focus 2.0 is everything you loved in the first generation and more.

EFFECTIVE OCTOBER 17, 2022

Featured Models

GOOD :: \$802

Midback mesh with adjustable lumbar support, basic mechanism, black frame, black Y-support, armless, standard stool kit, nylon base, carpet casters, grade 1 textile

BETTER :: \$885

Midback mesh with adjustable lumbar support, basic mechanism, white frame, white Y-support, height-adjustable arms, standard stool kit, nylon base, carpet casters, grade 1 textile

BEST :: \$1,048

Midback mesh with adjustable lumbar support, basic mechanism, fully adjustable (8-way) arms, black frame, piano black Y-support, polished aluminum base, carpet casters, grade 1 textile


FOCUS 2.0

EFFECTIVE OCTOBER 17, 2022 | GSA SIN #: 33721


Features

- Slimmer, refined design
- Basic mechanism
- Modernized Y-support customizable in four colors, including piano black
- Three frame and four base colors
- Armless, fixed, height-adjustable, height-/width-adjustable or fully adjustable arms
- 12 accent colors for pull handle stripe, lumbar casing, arm adjustment and caster rings
- Three exclusive mesh options in Focus mesh, Focus 2.0 mesh and Focus Uptown mesh
- Adjustable lumbar support included
- Performance casters color coordinate with frame and base
- Complements Focus task chair and stool and Focus Side chair, counter and bar stool; see [page 56](#) and [page 223](#)
- 300 lb weight capacity warranty

1. Back


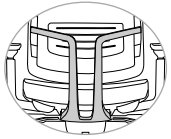
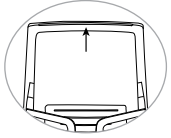


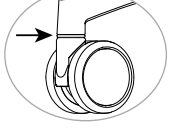
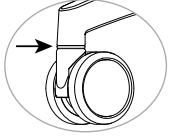
Back Size and Style	Code	Price	
Midback Mesh With Adjustable Lumbar	1123 BK1 MB	\$850	

2. Mechanism

Mechanism Style	Code	Price	
Basic (Swivel Only)	B	+ \$0	

MESH BACK TASK STOOL

3. Frame

Frame Color	Code	Price	
Black	FC1	+ \$0	
Fog	FC13	+ \$35	
White	FC12	+ \$35	
Y-Support Color	Code	Price	
Black	YCC01	+ \$0	
White	YCC02	+ \$0	
Fog	YCC03	+ \$0	
Piano Black	YCC04	+ \$25	
Accent Color	Code	Price	
Apple	LA12	+ \$0	
Desert	LA3	+ \$0	
Electric Blue	LA5	+ \$0	
Fire	LA6	+ \$0	
Fog	LA4	+ \$0	
Graphite	LA14	+ \$0	
Navy	LA15	+ \$0	
Nickel	LA2	+ \$0	
Ocean	LA10	+ \$0	
Onyx	LA1	+ \$0	
Tangerine	LA9	+ \$0	
White	LA13	+ \$0	

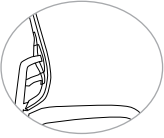

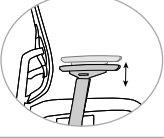


Due to the high-gloss material, the piano black Y-support (YCC04) is more susceptible to scratches and scuffs in a workstation environment and requires more care when removing protective packaging. Scratches and scuffs may not be covered under warranty.

Accent color is applied to pull handle stripe, lumbar casing, arm adjustment and caster rings.

FOCUS 2.0

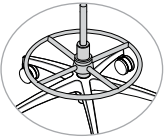



EFFECTIVE OCTOBER 17, 2022 | GSA SIN #: 33721

4. Arms

Arm Style	Code	Price	
Armless	AR0	- \$48	
Fixed Arms	AR2	- \$10	
Height-Adjustable	AR4	+ \$0	
Height-/Width-Adjustable (4-Way)	AR6	+ \$25	
Fully Adjustable (8-Way)	AR9	+ \$60	

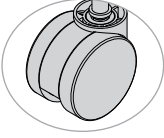
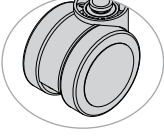
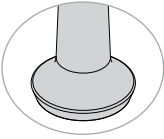
Arms, if specified, come with fog arm pads for the white (FC12) and fog (FC13) frames and black arm pads for the black frame (FC1).

5. Base

Base	Code	Price	
Stool Kit	S1	+ \$0	
Extended Stool Kit	S2	+ \$24	
Base Style	Code	Price	
5-Star Nylon	BT1	+ \$0	
5-Star Polished Aluminum	BT2	+ \$113	
Nylon Base Color	Code	Price	
Black Nylon Base	BC1	+ \$0	
Fog Nylon Base	BC4	+ \$0	
White Nylon Base	BC3	+ \$0	

MESH BACK TASK STOOL

5. Base (Cont.)

Casters or Glides	Code	Price	
Casters			
Carpet Casters	CS5	+ \$0	
Hard Floor and Carpet Casters	CS6	+ \$40	
Glides			
Glides for Task Chairs	CS3	+ \$30	

6. Material

Mesh	Code	Price	
Focus 2.0 Mesh			
Apple	MC31	+ \$0	
Desert	MC9	+ \$0	
Electric Blue	MC13	+ \$0	
Fire	MC10	+ \$0	
Fog	MC7	+ \$0	
Navy	MC8	+ \$0	
Nickel	MC6	+ \$0	
Ocean	MC29	+ \$0	
Onyx	MC5	+ \$0	
Tangerine	MC28	+ \$0	
Focus 2.0 Uptown Mesh			
Midnight	MC43	+ \$0	
Charcoal	MC44	+ \$0	
Ash	MC45	+ \$0	
Dune	MC46	+ \$0	
Focus Mesh			
Black	MC1	+ \$0	
Sand	MC3	+ \$0	
Slate	MC2	+ \$0	
Freeway Sport Stripe (Black/Slate)	MC33	+ \$0	
Impress Sport Stripe (Slate/Black)	MC34	+ \$0	

Sport striped meshes list the predominant color first.

FOCUS 2.0

EFFECTIVE OCTOBER 17, 2022 | GSA SIN #: 33721

6. Material (Cont.)

Seat Textile	Code	Price
Fabric/Vinyl Grade 1	FG1/VG1	+ \$0
COM	COM	+ \$26
Fabric/Vinyl Grade 2	FG2/VG2	+ \$26
Fabric/Vinyl Grade 3	FG3/VG3	+ \$60
Fabric/Vinyl Grade 4	FG4/VG4	+ \$116
Fabric/Vinyl Grade 5	FG5/VG5	+ \$172
Fabric/Vinyl Grade 6	FG6/VG6	+ \$213
Fabric/Vinyl Grade 7	FG7/VG7	+ \$254
Leather Grade 1	LG1	+ \$300
COL	COL	+ \$380
Leather Grade 2	LG2	+ \$380
Leather Grade 3	LG3	+ \$480

Please reference the [Textile Reference Guide](#) for pricing on fabric over grade 7 and leather over grade 3.

7. Packaging

Mesh	Code	Price
Knocked Down	KD	+ \$0
Back Attached to Seat, Base Separate	UC	+ \$80
Fully Assembled in a Carton	AC	+ \$200

MESH BACK TASK STOOL

SPECIFICATIONS

	1123 BK1 MB S1 Task Stool	1123 BK1 MB S2 Extended Task Stool
Dimensions		
Overall Width Without Arms	26"	26"
Overall Width With Arms	28.5"	28.5"
Overall Depth	28"	28"
Overall Height	39"-46.5"	42.13"-52"
Seat Width	19.5"	19.5"
Seat Depth	18"	18"
Seat Height	20.5"-28"	23.37"-33.25"
Back Width	18.5"	18.5"
Back Height	19.5"	19.5"
Materials		
COM	1 yd	1 yd
COL	14 sq ft	14 sq ft
Weight and Capacity		
Weight Armless	32.2 lb	33.2 lb
Weight With Arms	37 lb	38 lb
Weight Capacity Warranty	300 lb	300 lb

Swivel-tilt mechanism (T). Enhanced synchro mechanism (Y).