

SPECIFICATIONS

PATTERN:	Elite Leather Plus
PRICE:	FG 3
LEAD TIME:	2-day
WARRANTY:	5 years
AVAILABILITY:	Approved for use on all seating models.

CHARACTERISTICS

Content:	100% Polyurethane Plus
Finish:	Ink Resistant
Backing:	100% Polyester
Width:	54"
Pattern Repeat Size:	N/A
Weight Per Linear Yard:	20.25 oz
Cleaning Code:	WS / BC (10:1)
Country of Origin:	China

PERFORMANCE

Abrasion:	500,000 D.R.
Seam Slippage (Warp):	61 lbs
Tensile Strength (Warp):	80 lbs
Flammability:	CA TB117-2013 UFAC Class 1 NFPA 260 Class 1 MVSS 302 IMO A 652 (16) 8.2
Colorfastness to Light Rating:	5
Lightfastness:	200 hours
Crocking, Dry:	Class 5
Piling Resistance:	Class 5
Hydrolysis:	15 weeks
Note:	Multiple factors affect fabric durability and appearance retention, including end-user application and proper maintenance. Wyzenbeek results above 500,000 double rubs have not been shown to be an indicator of increased lifespan.



ENVIRONMENTAL

PVC Free
Healthier Hospitals (HHI) Compliant
Phthalates Free
Lead Free
California PROP 65 Compliant
No Formaldehyde



CARE + MAINTENANCE GUIDE

STAIN RESISTANCE

Ink:	Class 5
Permanent Marker:	Class 5
Coffee:	Class 5
Blood:	Class 5
Urine:	Class 5
Ketchup/Mustard:	Class 5
Wine:	Class 5
Lipstick:	Class 5

Rating System

Class 5 – No evidence of stain present

Class 4 – Slight evidence of stain present

Class 3 – Noticeable evidence of stain present

Class 2 – Considerable evidence of stain present

Class 1 – Excessive evidence of stain present

GENERAL MAINTENANCE RECOMMENDATIONS

- Clean and maintain your furniture regularly. Wipe or vacuum your furniture once a week.
- A professional cleaning service is recommended.
- Do not saturate the furniture with liquids.
- Treat stains quickly. The stain will become increasingly more difficult to remove the longer it sits.
- Pretest any cleaning method or agent in an inconspicuous area of the furniture before using in a visible location.
- Do not place furniture in direct sunlight for long periods of time.
- Do not store in wet places for long periods of time. This will accelerate the aging of furniture

STAIN AND DISINFECTANT RECOMMENDATIONS

Recommended Cleaning Solution: Mixture of Tide® or Oxiclean® and warm water (1 teaspoon of soap for every 16 ounces water)

Wipe off spills with a tissue and then use a clean cloth moistened with water to wipe until it is clean. It is important to wipe the surface with a dry cloth or tissue to remove any remaining moisture. If the spill has evolved into a stain, a mixture of mild soap and water should be used to remove the stain. Dampen a cloth with the mixture and gently work the stain in a circular motion. Avoid rubbing the affected area aggressively and be sure not to over saturate the fabric. After the stain is removed, dampen a cloth with water only and wipe away any excess soap left behind, then wipe the surface with a dry cloth to remove any remaining moisture.

***For tougher, non-liquid spills, such as mustard, mayonnaise, sunscreen, etc.,** remove the excess contaminant from the surface of the fabric before cleaning. If the spill has dried, a soft brush or butter knife should be used to remove the dried contaminants before any liquid cleaning treatment is performed. After the contaminants have been removed, proceed with the cleaning method above.

STAIN AND DISINFECTANT RECOMMENDATIONS

(continued)

***For Healthcare stains, such as Blood, Urine, Disinfectant, etc.,** wipe off by moisture cloth, spray the hypochlorite type disinfectant. Wipe with moist cloth again, finally wipe down with a dry cloth to remove any remaining moisture.

Using a solvent:

The use of solvents may be necessary when all other cleaning methods have been exhausted, and the stain remains. Spray the solvent directly onto the stain and allow it to sit for 2-3 minutes, avoid over-saturating the fabric. Gently work the stain in a circular motion, and be sure to avoid rubbing the infected area aggressively. After cleaning, make sure to wipe the fabric down with a damp cloth to remove any excess cleaning solution, and then wipe down with a dry cloth to remove any remaining moisture. If it is found that the furniture is soaked in the cleaning process, please wipe it with a dry cloth and air dry it naturally.

ANTIMICROBIAL FINISH EXPLAINED

This finish is a silver-based ion technology that inhibits the growth of bacteria and other dangerous microbes. It also suppresses the growth of harmful mold, mildew, and fungus.

This finish is registered with the United States Environmental Protection Agency (US EPA).

APPROVED CLEANERS

This list represents some of the most common options available and is not intended to be comprehensive.

Benefect

Diluted Bleach Solutions (10:1 water to bleach)

Dispatch disinfectant towels with bleach

Diversey Morning Mist Neutral Disinfectant Cleaner

Fantastik

Formula 409

Greased Lightening - Degreaser

Lysol wipes

Microban

Oxcivir

Oxycide wipes


PDI Sani-Hands wipes

PDI Super Sani-Cloth germicidal disposable wipes

Recon

Shockwave

Virex 256



SNOW




SKY BLUE




ELECTRIC BLUE




OCEAN



SLATE BLUE




DEEP SEA BLUE




NAVY BLUE



PUTTY




BLUSH



SANDSTONE



CHESTNUT



HICKORY