

SPECIFICATIONS

| | |
|---------------|---|
| PATTERN: | Malibu |
| PRICE: | FG 1 |
| LEAD TIME: | 2-day |
| WARRANTY: | 5 years |
| AVAILABILITY: | Approved for use on all seating models. |

CHARACTERISTICS

| | |
|-------------------------|----------------------------|
| Content: | 98% Polyester, 2% Nylon |
| Finish: | i-clean™ |
| Backing: | 100% synthetic latex blend |
| Width: | 54" |
| Pattern Repeat Size: | 8.5" x 8.5" |
| Weight Per Linear Yard: | 12.5 oz |
| Cleaning Code: | W |
| Country of Origin: | China |

PERFORMANCE

| | |
|--------------------------------|--|
| Abrasion: | 95,000+ D.R. |
| Seam Slippage (Warp): | 102 lbs |
| Tensile Strength (Warp): | 198 lbs |
| Flammability: | CA TB117-2013 Class 1 UFAC Class 1 NFFPA Class 1 |
| Colorfastness to Light Rating: | 4 |
| Lightfastness: | 40 hours |
| Crocking, Dry: | Class 4 |
| Piling Resistance: | Class 4 |
| Note: | Multiple factors affect fabric durability and appearance retention, including end-user application and proper maintenance. Wyzenbeek results above 100,000 double rubs have not been shown to be an indicator of increased lifespan. |



CARE + MAINTENANCE GUIDE

GENERAL MAINTENANCE RECOMMENDATIONS

- Clean and maintain your furniture regularly.
- A professional cleaning service is recommended.
- Do not saturate the furniture with liquids.
- Treat stains quickly. The stain will become increasingly more difficult to remove the longer it sits.
- Pretest any cleaning method or agent in an inconspicuous area of the furniture before using in a visible location.

STAIN AND DISINFECTANT RECOMMENDATIONS

Recommended Cleaning Solution: Mixture of Tide® or Oxiclean® and warm water (1 teaspoon of soap for every 16 ounces water).

For general spills (such as water, coffee or wine):

Gently blot with dry cloth to remove spill. If the spill has dried, dampen the cloth with water and gently work the spill in a circular motion. Avoid rubbing the infected area aggressively, and be sure not to over saturate the fabric. Allow the fabric to air dry, and assess if further action is needed.

If the spill has evolved into a stain, a mixture of a mild soap and water should be used to remove the stain. Dampen a cloth with the mixture and gently work the stain in a circular motion. Avoid rubbing the infected area aggressively, and be sure not to over saturate the fabric.

After the stain is removed, dampen a cloth with water only and wipe away any excess soap left behind. Allow the fabric to air dry.

For tougher non-liquid spills (such as mustard, mayonnaise, or sunscreen):

Remove the excess contaminant from the surface of the fabric before cleaning. If the spill has dried up on the fabric, a soft brush or butter knife should be used to remove the dried contaminants before any liquid cleaning treatment is performed. After the contaminants have been removed, proceed with the cleaning method above.

Note:

Residue left by cleaning agents will degrade and shorten the life and/or affect the product's appearance if not removed.

i-clean™ FINISH EXPLAINED

Malibu has an i-clean™ finish. This finish utilizes nano-based technology that makes spills bead up and sit on the fabric until they are gently blotted with a cloth for clean-up. With their moisture repellency and stain resistance, fabrics with the i-clean finish make it easy to keep your furniture looking and feeling brand new.

APPROVED CLEANERS

This list represents some of the most common options available and is not intended to be comprehensive.

Benefect
Diversey Morning Mist Neutral Disinfectant Cleaner
Fantastik
Greased Lightening - Degreaser
Greenworks All Purpose Cleaner
Lysol wipes
Microban
Neutral Disinfectant Cleaner
Purell Food Service Sanitizer
Recon
Simple Green
Virex 256
409



CHARCOAL



NAVY



SOOT



MOLASSES




RUBY



OAT




SMOKE




COBALT



LEMONGRASS



VIOLET



ORANGE