

# Focus

## MESH BACK TASK CHAIR

*Where comfort, style  
and ergonomics  
converge.*

Experience something so comfortable it hardly ever crosses your mind—from the moment you sit down until it's time to head home. Our bestselling seating solution works just about anywhere you need thanks to a wider back frame, extra-deep seat and almost endless options to customize.

Our signature dual-curve frame takes its cues from modern, industrial design while also reinforcing key points of contact, so your back is optimally supported throughout the day.



**EFFECTIVE OCTOBER 17, 2022**

### Featured Models

#### **GOOD :: \$763**

Midback, swivel-tilt mechanism, height-adjustable arms, nylon base, grade 1 textile

#### **BETTER :: \$865**

Highback, enhanced synchro mechanism, height-adjustable arms, nylon base, grade 1 textile


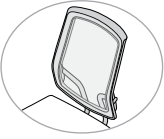
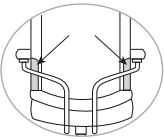
#### **BEST :: \$1,060**

Highback, adjustable lumbar, enhanced synchro mechanism with seat-depth adjustment, fully multi-adjustable (10-way) sport arms, nylon base, grade 1 textile

## Features



- Ergonomic back support and comfort
- Midback and highback
- Looser-weave mesh for extra breathability
- Five bleach-cleanable mesh colors
- Adjustable lumbar option
- Nine ergonomic arm styles with standard or sport arm pads
- Black or silver accents
- Waterfall seat
- Optional sport casters
- Complements Focus 2.0 task chair and Focus Side chair, counter and bar stool; see [page 74](#) and [page 223](#)
- Standard 300 lb weight capacity warranty; Super Duty Series: 350 lb and 400 lb weight capacity options

### 1. Back

Back Size and Style	Code	Price	
Midback Mesh	5622 B1	\$833	
Highback Mesh	5623 B1	\$865	
Back Options	Code	Price	
Adjustable Lumbar Support	LB1	+ \$50	



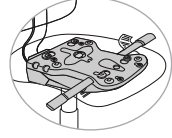
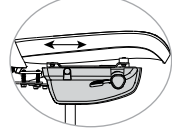
## MESH BACK TASK CHAIR

### 2. Super Duty

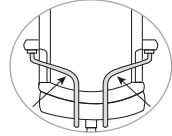
Super Duty Series	Code	Price	
Heavy Duty	HD	+ \$126	
Large and Tall (Black Highback Frame With Enhanced Synchro Y Mechanism and Sport Height-Adjustable A152 Arms)	LT	+ \$250	

Heavy duty model (HD) is only available with enhanced synchro (Y) mechanism. Heavy Duty model (HD) is not available with fixed arms (A91). See the Super Duty Guide on [page 585](#) for additional LT and HD options.

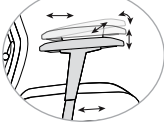
### 3. Mechanism

Mechanism Style	Code	Price	
Swivel-Tilt	T	- \$70	
Knee-Tilt	K	- \$57	
Enhanced Synchro	Y	+ \$0	
Enhanced Synchro Seat-Depth Adjustment	Y E3	+ \$79	

### 4. Frame

Back Support Color	Code	Price	
Black	Z1	+ \$0	
Silver	Z2	+ \$0	

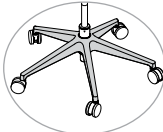
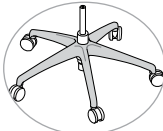


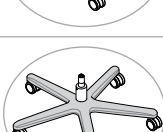

## 5. Arms

Arm Style	Code	Price	
Armless	A0	- \$90	
Fixed Arms	A91	- \$15	
Height-Adjustable	A92	+ \$0	
Height-Adjustable With Sport Arm Pads	A152	+ \$0	
Height-/Width-Adjustable	A93	+ \$25	
Height-/Width-Adjustable With Sport Arm Pads	A153	+ \$25	
Fully Adjustable (6-Way)	A94	+ \$56	
Fully Adjustable (6-Way) With Sport Arm Pads	A154	+ \$56	
Fully Multi-Adjustable (10-Way)	A95	+ \$66	
Fully Multi-Adjustable (10-Way) With Sport Arm Pads	A155	+ \$66	

Fixed arms (A91) not available with enhanced synchro (Y) mechanism.

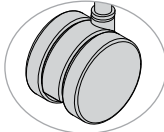
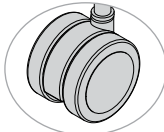
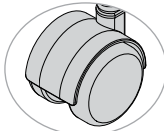
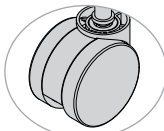
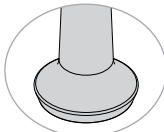
## MESH BACK TASK CHAIR

## 6. Base

Base Color and Style	Code	Price	
Black Nylon	B0	+ \$0	
High Profile Polished Aluminum Base	B3	+ \$113	
High Profile Brushed Aluminum Base	B8	+ \$113	
Low Profile Base With Higher Cylinder	S8	+ \$0	
<b>Heavy Duty Bases (For HD/LT)</b>			
Black Nylon Base, 26"	B7	+ \$0	
Polished Aluminum Base	B5	+ \$167	

Low profile base (S8) only available with enhanced synchro (Y) mechanism.

## 6. Base (Cont.)

Casters or Glides	Code	Price	
Casters			
Carpet Casters	C15	+ \$0	
Sport Carpet Casters	C31	+ \$0	
Sport Hard Floor and Carpet Casters	C32	+ \$40	
Hard Floor and Carpet Casters	C14	+ \$40	
Self-Locking Carpet Casters	C20	+ \$30	
Self-Locking Hard Floor and Carpet Casters	C19	+ \$64	
Heavy Duty Casters (For HD and LT)			
Heavy Duty Carpet Casters	C11	+ \$0	
Heavy Duty Hard Floor and Carpet Casters	C9	+ \$61	
Glides			
Glides for Task Chairs	C3	+ \$30	

Self-locking casters (C19/C20) lock only when not in use.

## MESH BACK TASK CHAIR

## 7. Material

Protection	Code	Price	
<b>Fire Retardancy</b>			
CAL 133, Fabric, Quantities 1–49	133F	+ \$99	
CAL 133, Fabric, Quantities 50+	133F5	+ \$55	
CAL 133, Leather, Any Quantity	133L	+ \$119	
Mesh Color	Code	Price	
Black	MC1	+ \$0	
Sand	MC3	+ \$0	
Slate	MC2	+ \$0	
Freeway Sport Stripe (Black/Slate)	MC33	+ \$0	
Impress Sport Stripe (Slate/Black)	MC34	+ \$0	
Seat Texture	Code	Price	
Fabric/Vinyl Grade 1	FG1/VG1	+ \$0	
COM	COM	+ \$26	
Fabric/Vinyl Grade 2	FG2/VG2	+ \$26	
Fabric/Vinyl Grade 3	FG3/VG3	+ \$60	
Fabric/Vinyl Grade 4	FG4/VG4	+ \$116	
Fabric/Vinyl Grade 5	FG5/VG5	+ \$172	
Fabric/Vinyl Grade 6	FG6/VG6	+ \$213	
Fabric/Vinyl Grade 7	FG7/VG7	+ \$254	
Leather Grade 1	LG1	+ \$300	
COL	COL	+ \$380	
Leather Grade 2	LG2	+ \$380	
Leather Grade 3	LG3	+ \$480	

Sport striped meshes list the predominant color first.

Please reference the [Textile Reference Guide](#) for pricing on fabric over grade 7 and leather over grade 3. Additional CAL 133 information can be found on [page 15](#).

## 8. Packaging

Packaging	Code	Price	
Knocked Down	KD	+ \$0	
Back Attached to Seat, Base Separate	UC	+ \$80	
Fully Assembled In a Carton	AC	+ \$200	

## MESH BACK TASK CHAIR

### SPECIFICATIONS

	5622 B1 Midback Mesh Task Chair	5623 B1 Highback Mesh Task Chair	5623 B1 LT Highback Mesh Large and Tall Task Chair
<b>Dimensions</b>			
Overall Width Armless	26"	26"	26"
Overall Width With Arms	27.3"	27.5"	29"
Overall Depth	25"	26"	29"
Overall Height	35" 35.5" (B3/B8)	39" 39.5" (B3/B8)	38" (B7), 39" (B5)
Seat Width	19"	19"	22"
Seat Depth	18.5"-20.75"	18.5"-20.75"	17.5"
Seat Height	16.5"-20.125" (T) 17.5"-20.5" (K) 16.75"-20.75" (Y)  16.88"-20.25" (Y) (B3/B8)	16.5"-20.125" (T) 17.5"-20.5" (K) 16.75"-20.75" (Y)  16.88"-20.25" (Y) (B3/B8)	16.75"-19.75" (Y/B7) 16.88"-20.25" (Y/B5)
Back Width	18.25"	18.3"	18.3"
Back Height	20"	23.5"	21.5"
<b>Materials</b>			
COM	1 yd	1 yd	1.15 yd
COL	17 sq ft	17 sq ft	25 sq ft
<b>Weight and Capacity</b>			
Weight Armless	35.5 lb	36.5 lb	47 lb
Weight With Arms	41.5 lb	42.5 lb	53 lb
Weight Capacity Warranty	300 lb 350 lb (HD)	300 lb 350 lb (HD)	400 lb

Swivel-tilt mechanism (T). Knee-tilt mechanism (K). Enhanced synchro mechanism (Y).  
High profile polished aluminum base (B3). High profile brushed aluminum base (B8).  
Heavy Duty (HD). Heavy Duty black nylon base (B7). Heavy duty polished aluminum  
base (B5).



Better

# Focus

## MESH BACK TASK STOOL

*Where comfort, style and ergonomics converge.*

Experience something so comfortable it hardly ever crosses your mind—from the moment you sit down until it's time to head home. Our bestselling seating solution works just about anywhere you need thanks to a wider back frame, extra-deep seat and almost endless options to customize.

Our signature dual-curve frame takes its cues from modern, industrial design while also reinforcing key points of contact, so your back is optimally supported throughout the day.



EFFECTIVE OCTOBER 17, 2022

### Featured Models

#### **GOOD :: \$792**

Midback mesh task stool, basic mechanism, armless, nylon base, grade 1 textile

#### **BETTER :: \$914**

Highback mesh task stool, basic mechanism, height-adjustable arms, nylon base, grade 1 textile

#### **BEST :: \$1,054**

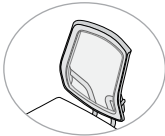
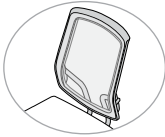
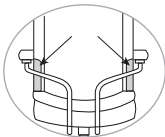
Highback mesh task stool with adjustable lumbar support, basic mechanism, 10-way arms with sport pads, extended stool kit, nylon base, grade 1 textile

## MESH BACK TASK STOOL

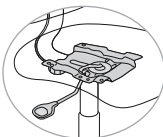
### Features

- Ergonomic back support and comfort
- Midback and highback
- Looser-weave mesh for extra breathability
- Five bleach-cleanable mesh colors
- Adjustable lumbar option
- Nine ergonomic arm styles with standard or Sport arm pads
- Black or silver accents
- Waterfall seat
- Optional Sport casters
- Complements Focus 2.0 task chair and Focus Side chair, counter and bar stool; see [page 74](#) and [page 223](#)
- Standard 300 lb weight capacity warranty

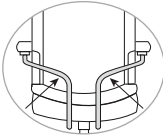
#### 1. Back

Back Size and Style	Code	Price	
Midback Mesh	5622 B1	\$882	
Highback Mesh	5623 B1	\$914	
Back Options	Code	Price	
Adjustable Lumbar Support	LB1	+ \$50	

#### 2. Mechanism

Mechanism Style	Code	Price	
Basic (Swivel Only)	B	+\$0	



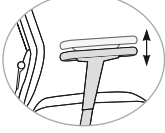
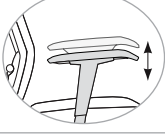
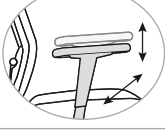
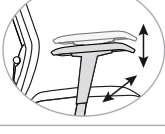
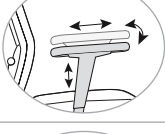



#### 3. Frame

Back Support Color	Code	Price	
Black	Z1	+ \$0	
Silver	Z2	+ \$0	



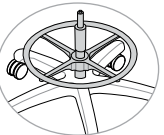


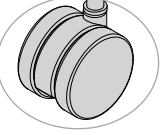
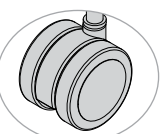
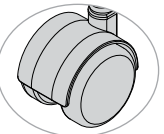
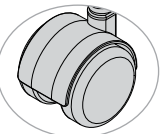
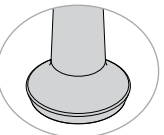


## 4. Arms

Arm Style	Code	Price	
Armless	A0	- \$90	
Fixed Arms	A91	- \$15	
Height-Adjustable	A92	+ \$0	
Height-Adjustable With Sport Arm Pads	A152	+ \$0	
Height-/Width-Adjustable	A93	+ \$25	
Height-/Width-Adjustable With Sport Arm Pads	A153	+ \$25	
Fully Adjustable (6-Way)	A94	+ \$56	
Fully Adjustable (6-Way) With Sport Arm Pads	A154	+ \$56	
Fully Multi-Adjustable (10-Way)	A95	+ \$66	
Fully Multi-Adjustable (10-Way) With Sport Arm Pads	A155	+ \$66	

## MESH BACK TASK STOOL

## 5. Base

Base	Code	Price	
Stool Kit	S1	+ \$0	
Extended Stool Kit	S2	+ \$24	
Base Color and Material	Code	Price	
Black Nylon Base	B6	+ \$0	
Polished Aluminum Base	B5	+ \$167	
Casters or Glides	Code	Price	
<b>Casters</b>			
Carpet Casters	C5	+ \$0	
Carpet Casters (For Higher Cylinder)	C21	+ \$0	
Sport Carpet Casters	C31	+ \$0	
Sport Hard Floor and Carpet Casters	C32	+ \$40	
Hard Floor and Carpet Casters	C1	+ \$40	
Hard Floor and Carpet Casters (For Higher Cylinder)	C22	+ \$40	
Self-Locking Carpet Casters	C2	+ \$30	
Self-Locking Hard Floor and Carpet Casters	C7	+ \$61	
<b>Glides</b>			
Glides for Task Chairs	C3	+ \$30	

Self-locking casters (C2/C7) lock only when not in use.



## 6. Material

Protection	Code	Price	
Fire Retardancy			
CAL 133, Fabric, Quantities 1–49	133F	+ \$99	
CAL 133, Fabric, Quantities 50+	133F5	+ \$55	
CAL 133, Leather, Any Quantity	133L	+ \$119	
Mesh Color	Code	Price	
Black	MC1	+ \$0	
Sand	MC3	+ \$0	
Slate	MC2	+ \$0	
Freeway Sport Stripe (Black/Slate)	MC33	+ \$0	
Impress Sport Stripe (Slate/Black)	MC34	+ \$0	
Seat Textile	Code	Price	
Fabric/Vinyl Grade 1	FG1/VG1	+ \$0	
COM	COM	+ \$26	
Fabric/Vinyl Grade 2	FG2/VG2	+ \$26	
Fabric/Vinyl Grade 3	FG3/VG3	+ \$60	
Fabric/Vinyl Grade 4	FG4/VG4	+ \$116	
Fabric/Vinyl Grade 5	FG5/VG5	+ \$172	
Fabric/Vinyl Grade 6	FG6/VG6	+ \$213	
Fabric/Vinyl Grade 7	FG7/VG7	+ \$254	
Leather Grade 1	LG1	+ \$300	
COL	COL	+ \$380	
Leather Grade 2	LG2	+ \$380	
Leather Grade 3	LG3	+ \$480	

Sport striped meshes list the predominant color first.

Please reference the [Textile Reference Guide](#) for pricing on fabric over grade 7 and leather over grade 3. Additional CAL 133 information can be found on [page 15](#).

## 7. Packaging

Packaging	Code	Price	
Knocked Down	KD	+ \$0	
Back Attached to Seat, Base Separate	UC	+ \$80	
Fully Assembled in a Carton	AC	+ \$200	

## MESH BACK TASK STOOL

## MIDBACK SPECIFICATIONS

	5622 B1 S1 Midback Task Stool	5622 B1 S2 Midback Extended Task Stool
Dimensions		
Overall Width Armless	27.3"	27.3"
Overall Width With Arms	27.3"	27.3"
Overall Depth	25"	25"
Overall Height	41.6"	46"
Seat Width	19"	19"
Seat Depth	18.5"	18.5"
Seat Height	21"–29"	24"–34"
Back Width	18.25"	18.25"
Back Height	20"	20"
Materials		
COM	1 yd	1 yd
COL	17 sq ft	17 sq ft
Weight and Capacity		
Weight Armless	39.5 lb	40.5 lb
Weight With Arms	45.5 lb	46.5 lb
Weight Capacity Warranty	300 lb	300 lb

## HIGHBACK SPECIFICATIONS

	5623 B1 S1 Highback Task Stool	5623 B1 S2 Highback Extended Task Stool
Dimensions		
Overall Width Armless	20"	20"
Overall Width With Arms	27.5"	27.5"
Overall Depth	26"	26"
Overall Height	45"	50"
Seat Width	20"	20"
Seat Depth	18.5"	18.5"
Seat Height	21"–29"	24"–34"
Back Width	18.3"	18.3"
Back Height	23.5"	23.5"
Materials		
COM	1 yd	1 yd
COL	17 sq ft	17 sq ft
Weight and Capacity		
Weight Armless	40.5 lb	41.5 lb
Weight With Arms	46.5 lb	47.5 lb
Weight Capacity Warranty	300 lb	300 lb

# Focus

## UPHOLSTERED BACK TASK CHAIR

*Where comfort, style  
and ergonomics  
converge.*

Experience something so comfortable it hardly ever crosses your mind—from the moment you sit down until it's time to head home. Our bestselling seating solution works just about anywhere you need thanks to a wider back frame, extra-deep seat and almost endless options to customize.

Our signature dual-curve frame takes its cues from modern, industrial design while also reinforcing key points of contact, so your back is optimally supported throughout the day.



*Best*

**EFFECTIVE OCTOBER 17, 2022**

### Featured Models

#### **GOOD :: \$889**

Midback upholstered pad, swivel-tilt mechanism, height-adjustable arms, nylon base, carpet casters, grade 1 textile

#### **BETTER :: \$991**

Highback upholstered pad, enhanced synchro mechanism, height-adjustable sport arm pads, nylon base, carpet casters grade 1 textile

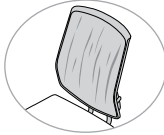
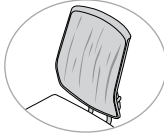
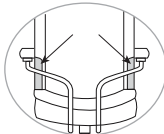
#### **BEST :: \$1,186**

Highback upholstered pad, adjustable lumbar, enhanced synchro mechanism with seat-depth adjustment, fully multi-adjustable (10-way) sport arm pads, nylon base, carpet casters, grade 1 textile

## Features



- Ergonomic back support and comfort
- Midback and highback
- Relaxed-fit upholstered pad
- Adjustable lumbar option
- Nine ergonomic arm styles with standard or Sport arm pads
- Black or silver accents
- Waterfall seat
- Optional Sport casters
- Complements Focus 2.0 task chair and Focus Side chair, counter and bar stool; see [page 74](#) and [page 223](#)
- Standard 300 lb weight capacity warranty;  
Heavy Duty Series - 350 lb and 400 lb weight capacities

### 1. Back

Back Size and Style	Code	Price	
Midback Relaxed-Fit Upholstered Pad	5622 B4	\$959	
Highback Relaxed-Fit Upholstered Pad	5623 B4	\$991	
Back Options	Code	Price	
Adjustable Lumbar Support	LB1	+ \$50	



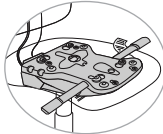
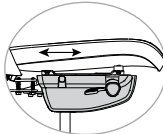
## UPHOLSTERED BACK TASK CHAIR

### 2. Heavy Duty

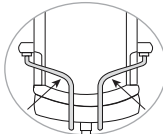
Heavy Duty Series	Code	Price	
Heavy Duty	HD	+ \$126	
Large and Tall (Black Highback Frame With Enhanced Synchro Y Mechanism and Sport Height-Adjustable A152 Arms)	LT	+ \$250	

Heavy Duty model (HD) only available with enhanced synchro (Y) mechanism. See [page 585](#) for additional options Heavy Duty and Large and Tall options.

### 3. Mechanism

Mechanism	Code	Price	
Swivel-Tilt	T	- \$70	
Knee-Tilt	K	- \$57	
Enhanced Synchro	Y	+ \$0	
Enhanced Synchro With Seat-Depth Adjustment	Y E3	+ \$79	

### 4. Frame

Back Support Color	Code	Price	
Black	Z1	+ \$0	
Silver	Z2	+ \$0	

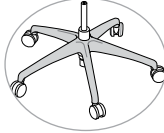


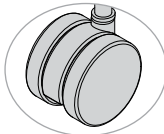
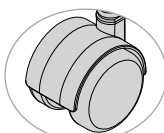
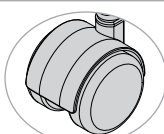
## 5. Arms

Arm Style	Code	Price	
Armless	A0	- \$90	
Fixed Arms	A91	- \$15	
Height-Adjustable	A92	+ \$0	
Height-Adjustable With Sport Arm Pads	A152	+ \$0	
Height-/Width-Adjustable	A93	+ \$25	
Height-/Width-Adjustable With Sport Arm Pads	A153	+ \$25	
Fully Adjustable (6-Way)	A94	+ \$56	
Fully Adjustable (6-Way) With Sport Arm Pads	A154	+ \$56	
Fully Multi-Adjustable (10-Way)	A95	+ \$66	
Fully Multi-Adjustable (10-Way) With Sport Arm Pads	A155	+ \$66	

Fixed arms (A91) are not available with the enhanced synchro (Y) mechanism.

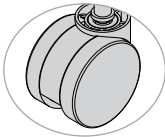
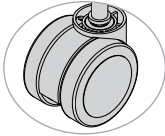
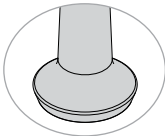
## UPHOLSTERED BACK TASK CHAIR

## 6. Base

Base and Color	Code	Price	
Black Nylon Base	B0	+ \$0	
High Profile Polished Aluminum Base	B3	+ \$113	
High Profile Brushed Aluminum Base	B8	+ \$113	
Low Profile Nylon Base With Higher Cylinder	S8	+ \$0	
<b>Heavy Duty Bases (For HD/LT)</b>			
Black Nylon Base, 26"	B7	+ \$0	
Polished Aluminum	B5	+ \$167	
Casters or Glides	Code	Price	
<b>Casters</b>			
Carpet Casters	C15	+ \$0	
Sport Carpet Casters	C31	+ \$0	
Sport Hard Floor and Carpet Casters	C32	+ \$40	
Hard Floor and Carpet Casters	C14	+ \$40	
Self-Locking Carpet Casters	C20	+ \$30	
Self-Locking Hard Floor and Carpet Casters	C19	+ \$64	

Low profile base (S8) only available with enhanced synchro (Y) mechanism.  
Heavy Duty bases (B5/B7) are for use with the HD and LT models.

## 6. Base (Cont.)

Casters or Glides	Code	Price	
Heavy Duty Casters (For HD and LT)			
Heavy Duty Carpet Casters	C11	+ \$0	
Heavy Duty Hard Floor and Carpet Casters	C9	+ \$61	
Glides			
Glides for Task Chairs	C3	+ \$30	

Self-locking casters (C20/C19) lock only when not in use.

## 7. Material

Protection	Code	Price	
Fire Retardancy			
CAL 133, Fabric, Quantities 1-49	133F	+ \$99	
CAL 133, Fabric, Quantities 50+	133F5	+ \$55	
CAL 133, Leather, Any Quantity	133L	+ \$119	
Seat and Back Textile	Code	Price	
Fabric/Vinyl Grade 1	FG1/VG1	+ \$0	
COM	COM	+ \$34	
Fabric/Vinyl Grade 2	FG2/VG2	+ \$34	
Fabric/Vinyl Grade 3	FG3/VG3	+ \$74	
Fabric/Vinyl Grade 4	FG4/VG4	+ \$121	
Fabric/Vinyl Grade 5	FG5/VG5	+ \$174	
Fabric/Vinyl Grade 6	FG6/VG6	+ \$235	
Fabric/Vinyl Grade 7	FG7/VG7	+ \$296	
Leather Grade 1	LG1	+ \$260	
COL	COL	+ \$320	
Leather Grade 2	LG2	+ \$320	
Leather Grade 3	LG3	+ \$400	

Please reference the [Textile Reference Guide](#) for pricing on fabric over grade 7 and leather over grade 3. Additional CAL 133 information can be found on [page 15](#).

Please reference the [Fabric information](#) found on [page 17](#) for pricing on multi-upholstery.

## UPHOLSTERED BACK TASK CHAIR

## 8. Packaging

Base and Color and Material	Code	Price	
Knocked Down	KD	+ \$0	
Back Attached to Seat, Base Separate	UC	+ \$80	
Fully Assembled in a Carton	AC	+ \$200	



Better

### SPECIFICATIONS

	5622 B4 Midback Task Chair	5623 B4 Highback Task Chair	5623 B4 LT Large and Tall Task Chair
<b>Dimensions</b>			
Overall Width Armless	26"	26"	26"
Overall Width With Arms	27.3"	27.5"	29"
Overall Depth	25"	26"	27.75"
Overall Height	35" (B0), 35.5" (B3/B8)	39" (B0), 39.5" (B3/B8)	38.5" (B7), 39.75" (B5)
Seat Width	19"	19"	22"
Seat Depth	18.5"-20.75"	18.5"-20.75"	17.5"
Seat Height	16.5"-20.125" (T)	16.5"-20.125" (T)	17.5"-21.5"
	17.5"-20.5" (K)	17.5"-20.5" (K)	(Y) (B7)
	16.75"-20.75" (Y)	16.75"-20.75" (Y)	
	16.88"-20.25" (Y) (B3/B8)	16.88"-20.25" (Y) (B3/B8)	16.88"-20.25" (Y) (B5)
Back Width	18.25"	18.3"	18.3"
Back Height	20"	23.5"	21.5"
<b>Materials</b>			
COM	1.15 yd	1.25 yd	1.25 yd
COL	23 sq ft	25 sq ft	31 sq ft
<b>Weight and Capacity</b>			
Weight Armless	35.5 lb	36.5 lb	47 lb
Weight With Arms	41.5 lb	42.5 lb	53 lb
Weight Capacity	300 lb	300 lb	400 lb
Warranty	350 lb (HD)	350 lb (HD)	

Swivel tilt mechanism (T). Knee tilt mechanism (K). Enhanced synchro mechanism (Y). High profile polished aluminum base (B3). High profile brushed aluminum base (B8). Heavy Duty (HD). Heavy Duty black nylon base (B7). Heavy Duty polished aluminum base (B5).



Good



# Focus

## UPHOLSTERED BACK TASK STOOL

*Where comfort, style  
and ergonomics  
converge.*

Experience something so comfortable it hardly ever crosses your mind—from the moment you sit down until it's time to head home. Our bestselling seating solution works just about anywhere you need thanks to a wider back frame, extra-deep seat and almost endless options to customize.

Our signature dual-curve frame takes its cues from modern, industrial design while also reinforcing key points of contact, so your back is optimally supported throughout the day. Plus, a built-in lumbar system helps promote correct posture so that you spend more time working and less time (re)adjusting your seat.



*Best*

**EFFECTIVE OCTOBER 17, 2022**

### Featured Models

#### **GOOD :: \$918**

Midback upholstered, task stool, basic mechanism, armless, black nylon base, grade 1 textile

#### **BETTER :: \$1,040**

Highback upholstered, task stool, basic mechanism, height-adjustable arms, black nylon base, grade 1 textile

#### **BEST :: \$1,180**

Highback upholstered, task stool, adjustable lumbar support, basic mechanism, fully multi-adjustable (10-way) sport arms, extended stool kit, black nylon base, grade 1 textile



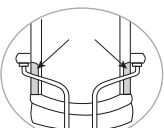


## UPHOLSTERED BACK TASK STOOL

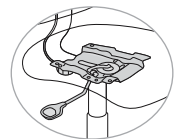
### Features

- Ergonomic back support and comfort
- Midback and highback
- Relaxed-fit upholstered pad
- Adjustable lumbar option
- Nine ergonomic arm styles with standard or Sport arm pads
- Black or silver accents
- Waterfall seat
- Optional Sport casters
- Complements Focus 2.0 task chair and Focus Side chair, counter and bar stool; see [page 74](#) and [page 223](#)
- Standard 300 lb weight capacity warranty

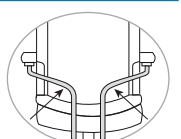
#### 1. Back

Back Size and Style	Code	Price	
Midback Relaxed-Fit Upholstered Pad	5622 B4	\$1,008	
Highback Relaxed-Fit Upholstered Pad	5623 B4	\$1,040	
Back Options	Code	Price	
Adjustable Lumbar Support	LB1	+ \$50	

#### 2. Mechanism



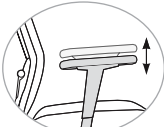

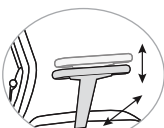
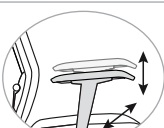
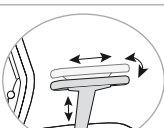
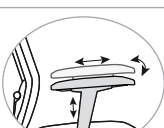
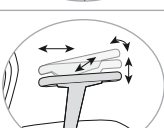
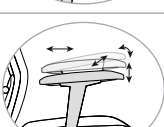
Mechanism	Code	Price	
Basic (Swivel Only)	B	+\$0	

#### 3. Frame

Back Support Color	Code	Price	
Black	Z1	+ \$0	
Silver	Z2	+ \$0	






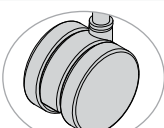
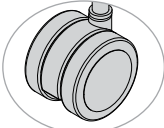
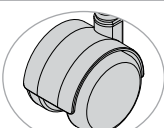
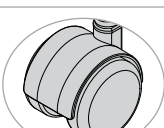
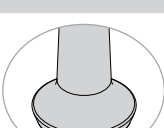
## 4. Arms

Arm Style	Code	Price	
Armless	A0	- \$90	
Fixed Arms	A91	- \$15	
Height-Adjustable	A92	+ \$0	
Height-Adjustable With Sport Arm Pads	A152	+ \$0	
Height-/Width-Adjustable	A93	+ \$25	
Height-/Width-Adjustable With Sport Arm Pads	A153	+ \$25	
Fully Adjustable (6-Way)	A94	+ \$56	
Fully Adjustable (6-Way) With Sport Arm Pads	A154	+ \$56	
Fully Multi-Adjustable (10-Way)	A95	+ \$66	
Fully Multi-Adjustable (10-Way) With Sport Arm Pads	A155	+ \$66	

Fixed arms (A91) are not available with the enhanced synchro (Y) mechanism.

## UPHOLSTERED BACK TASK STOOL

## 5. Base

Base	Code	Price	
Stool Kit	S1	+ \$0	
Extended Stool Kit	S2	+ \$24	
Base Color and Material	Code	Price	
Black Nylon Base	B6	+ \$0	
Polished Aluminum Base	B5	+ \$167	
Casters or Glides	Code	Price	
<b>Casters</b>			
Carpet Casters	C5	+ \$0	
Carpet Casters (For Higher Cylinder Only)	C21	+ \$0	
Sport Carpet Casters	C31	+ \$0	
Sport Hard Floor and Carpet Casters	C32	+ \$40	
Hard Floor and Carpet Casters	C1	+ \$40	
Hard Floor and Carpet Casters (For Higher Cylinder Only)	C22	+ \$40	
Self-Locking Carpet Casters	C2	+ \$30	
Self-Locking Hard Floor and Carpet Casters	C7	+ \$61	
<b>Glides</b>			
Glides for Task Chairs	C3	+ \$30	

Self-locking casters (C2/C7) lock only when not in use.

## 6. Material

Protection	Code	Price	
<b>Fire Retardancy</b>			
CAL 133, Fabric, Quantities 1–49	133F	+ \$99	
CAL 133, Fabric, Quantities 50+	133F5	+ \$55	
CAL 133, Leather, Any Quantity	133L	+ \$119	
Seat and Back Textile	Code	Price	
COM	FG1/VG1	+ \$0	
Fabric/Vinyl Grade 1	COM	+ \$34	
Fabric/Vinyl Grade 2	FG2/VG2	+ \$34	
Fabric/Vinyl Grade 3	FG3/VG3	+ \$74	
Fabric/Vinyl Grade 4	FG4/VG4	+ \$121	
Fabric/Vinyl Grade 5	FG5/VG5	+ \$174	
Fabric/Vinyl Grade 6	FG6/VG6	+ \$235	
Fabric/Vinyl Grade 7	FG7/VG7	+ \$296	
Leather Grade 1	LG1	+ \$260	
COL	COL	+ \$320	
Leather Grade 2	LG2	+ \$320	
Leather Grade 3	LG3	+ \$400	

Please reference the [Textile Reference Guide](#) for pricing on fabric over grade 7 and leather over grade 3. Additional CAL 133 information can be found on [page 15](#).

Please reference the [Fabric information](#) found on [page 17](#) for pricing on multi-upholstery.

## 7. Packaging

Packaging	Code	Price	
Knocked Down	KD	+ \$0	
Back Attached to Seat, Base Separate	UC	+ \$80	
Fully Assembled in a Carton	AC	+ \$200	

## UPHOLSTERED BACK TASK STOOL

### MIDBACK SPECIFICATIONS

	5622 B4 S1 Upholstered Task Stool	5622 B4 S2 Upholstered Extended Task Stool
<b>Dimensions</b>		
Overall Width Armless	27.3"	27.3"
Overall Width With Arms	27.3"	27.3"
Overall Depth	25"	25"
Overall Height	41.6"	46"
Seat Width	19"	19"
Seat Depth	18.5"	18.5"
Seat Height	21"–29"	24"–34"
Back Width	18.25"	18.25"
Back Height	20"	20"
<b>Materials</b>		
COM	1.15 yd	1.15 yd
COL	23 sq ft	23 sq ft
<b>Weight and Capacity</b>		
Weight Armless	39.5 lb	40.5 lb
Weight With Arms	45.5 lb	46.5 lb
Weight Capacity	300 lb	300 lb

### HIGHBACK SPECIFICATIONS

	5623 B4 S1 Upholstered Task Stool	5623 B4 S2 Upholstered Extended Task Stool
<b>Dimensions</b>		
Overall Width Armless	20"	20"
Overall Width With Arms	27.5"	27.5"
Overall Depth	26"	26"
Overall Height	45"	50"
Seat Width	20"	20"
Seat Depth	18.5"	18.5"
Seat Height	21"–29"	24"–34"
Back Width	18.3"	18.3"
Back Height	23.5"	23.5"
<b>Materials</b>		
COM	1.15 yd	1.15 yd
COL	23 sq ft	23 sq ft
<b>Weight and Capacity</b>		
Weight Armless	40.5 lb	41.5 lb
Weight With Arms	46.5 lb	47.5 lb
Weight Capacity	300 lb	300 lb