

WOOD TABLE TOP AND LEG COLORS



Clear Maple
FCW1



Medium Cherry
FCW2




Amber Mahogany
FCW3



Espresso
FCW4

SOLID SURFACE TABLE TOP COLOR




Designer White
TSS2


LAMINATE AND POLYMER EDGE COLORS




Fusion Maple
TL1 (Laminate)
TP1 (Polymer Edge)




Foothill Pear
TL6 (Laminate)
TP6 (Polymer Edge)




Huntington Maple
TL2 (Laminate)
TP2 (Polymer Edge)



Shaker Cherry
TL5 (Laminate)
TP5 (Mocha Polymer Edge)



Brighton Walnut
TL7 (Laminate)
TP7 (Polymer Edge)



Cafelle
TL4 (Laminate)
TP4 (Polymer Edge)



Khaki Brown
TL9 (Laminate)
TP9 (Polymer Edge)



Slate
TL10 (Laminate)
TP10 (Polymer Edge)



Black
TL12 (Laminate)
TP12 (Polymer Edge)

To select laminates which pair with standard stain colors on Aviera, use the following combinations:


Foothill Pear (TL06) Laminate goes with Clear Maple (FCW1) stain

Shaker Cherry (TL5) Laminate goes with Medium Cherry (FCW2) stain

Brighton Walnut (TL7) Laminate goes with Amber Mahogany (FCW3) stain

Black (TL12) Laminate goes with Espresso (FCW4) stain

METAL LEG COLORS



Silver Metallic
FCM1



Taupe
FCM3



Graphite
FCM2

To order color samples, please visit sitonit.net or contact your local SitOnIt Seating representative. Please note there may be slight variations in color and finish between these samples and the actual product.